

TELLYTONE®

The popular musician's choice



Specifications subject to change without prior notice

Made in England

405 manual 2013

TellyTone is the registered trade mark of Tellytone Amplification

TELLYTONE®


USER
MANUAL

TV405

If you have purchased your **Tv405** with factory fitted leg option, carefully turn the amplifier upside down and screw in the supplied 4 legs hand tight only, As you return the unit to the upright position be very careful not to let the legs touch the ground until the unit is fully upright (this will avoid unnecessary strain on the fixing brackets and leg posts).

Once the legs are fitted the amplifier should not be moved

Please be aware that leads could pull the unit over, do not apply force to the lead and always steady the amplifier when inserting or removing leads.



WARNING

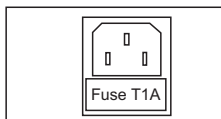
Under no circumstances retro fit legs to this unit

Your guarantee will be void and the unit may become very dangerous. For many reasons the legs supplied have been tested to meet special standards and are not interchangeable or retro-fittable.



IEC Mains INLET

Use only supplied lead. Always unplug the mains supply before changing the fuse



Thank you for purchasing the TV405, we are very grateful that you have allowed us to do the things we love, and that's making unique fun British hand built amplifiers, with this in mind we honour a full one year warranty, and so want you to enjoy your product to the full



Please don't go inside the '405 as it will invalidate any guarantee and is very dangerous as there are very high hazardous voltages present .

Our circuitry goes right back to the 1950's in design (with a few unique tweaks of our own)

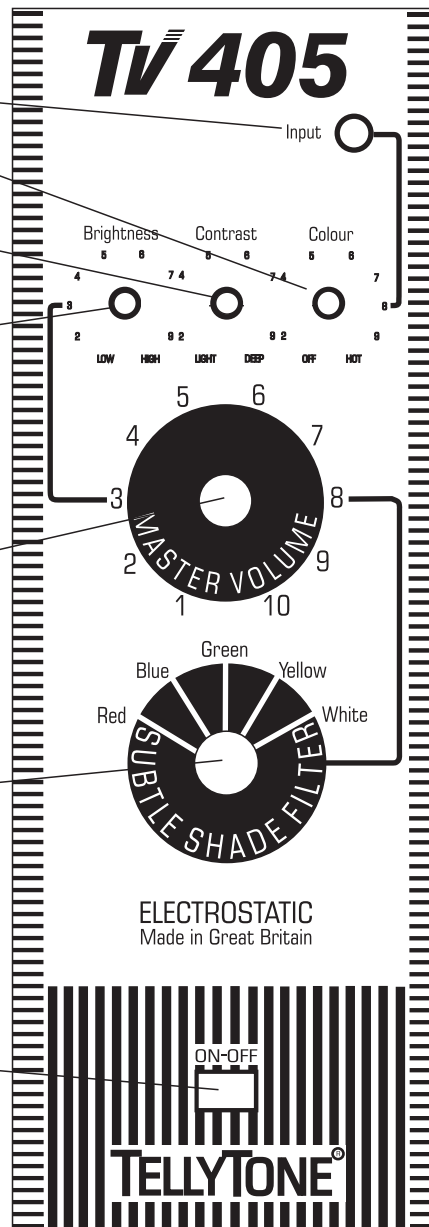
Enough said an immense big Thank You for purchasing our designs incorporated in the TellyTone TV405 from each and every member of team TellyTone !

TELLYTONE[®]
The popular musician's choice

TV405

Location of the controls

- Input for guitar
(auto impedance)
- Pregain distortion control
- Bass control
Rotate clockwise for
max Bass
- Treble control
Rotate clockwise
for max treble
- Master volume control
- Low frequency cut off filter
Red least cut off
White most cut off
- Mains On Off switch
Depress for On (illuminates)



For sound settings visit www.tellytone.com

SAFETY INSTRUCTIONS IMPORTANT !

Read and keep these instructions. Do not use this apparatus near water. Heed all warnings. Follow all instructions carefully. Mains powered apparatus shall not be exposed to dripping or splashing and that no objects filled with liquids, such as vases, shall be placed on the apparatus. Do not block any ventilation openings. Install in accordance with the manufacturer's instructions. Do not install near any heat sources such as radiators, heat registers, stoves, or other apparatus (including amplifiers) that produce heat. Do not defeat the safety purpose of the grounding type plug has two blades and a third grounding prong. The wide blade or the third prong is provided for your safety. If the provided plug does not fit into your outlet, consult a qualified electrician for replacement of the obsolete outlet. Always protect the power cord from being walked on or pinched particularly at plugs, convenience receptacles, and the point where they exit from the apparatus. Only use attachments/accessories specified by the manufacturer.

WARNING

This apparatus shall be connected to a mains socket outlet with a protective earthing connection. Unplug this apparatus during lightning storms or when unused for long periods of time. Turning off the power switch does not completely isolate this product from the power line so remove the plug from the socket if not using it for extended periods of time. Keeping the product well ventilated install this product near the wall socket and keep the power plug easily accessible. Refer all servicing to qualified service personnel. Servicing is required when the apparatus has been damaged in any way, such as power cord or plug is damaged, liquid has been spilled or objects have fallen into the apparatus, the apparatus has been exposed to rain or moisture, does not operate normally, or has been dropped.

Never install this equipment on the far position from wall outlet receptacle. Do not install this equipment in a confined space such as a box for the conveyance or similar unit. Excessive sound pressure from the speaker can cause hearing loss. Use only with the stand specified by the manufacturer sold with the apparatus. Be careful not to pull cables input leads etc to avoid injury or fire from tip-over. Clean only with a dry cloth.

The lightning flash with arrowhead symbol within an equilateral triangle, is intended to alert the user to the presence of uninsulated "dangerous voltage" within the product's enclosure that may be of sufficient magnitude to constitute a risk of electric shock to persons.



The exclamation point within an equilateral triangle is intended to alert the user to the presence of important operating and maintenance (servicing) instructions in the literature accompanying the product.




THIS IS A HIGH VOLTAGE DEVICE
COMPLETELY READ AND UNDERSTAND
THIS MANUAL CAREFULLY BEFORE OPERATING

Please remember the TV405
must never be covered



DO NOT COVER



Specifications.....

Speaker 1x Celestion 12" 50 watt 8 ohm

Dimensions (WxDxH) 60x28x40 cm
(with fitted legs) 60x28x69 cm

Input Standard 6.3mm jack input

Output power 28 watts RMS

Supply 230v AC mains only

Weight 19.6 kg 43.22lbs

Options 405 leg pack

This Class 1 device

must be earthed

at all times.

Specification

E and O E.

TELLYTONE[®]
The popular musician's choice
TV405